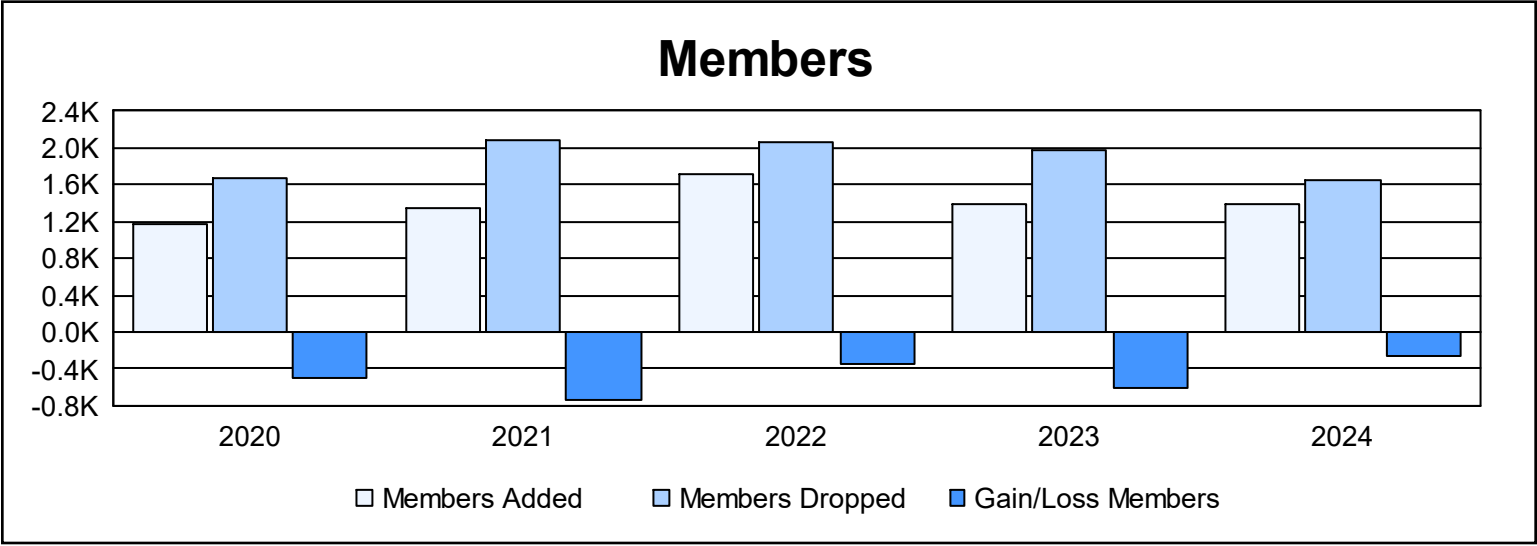
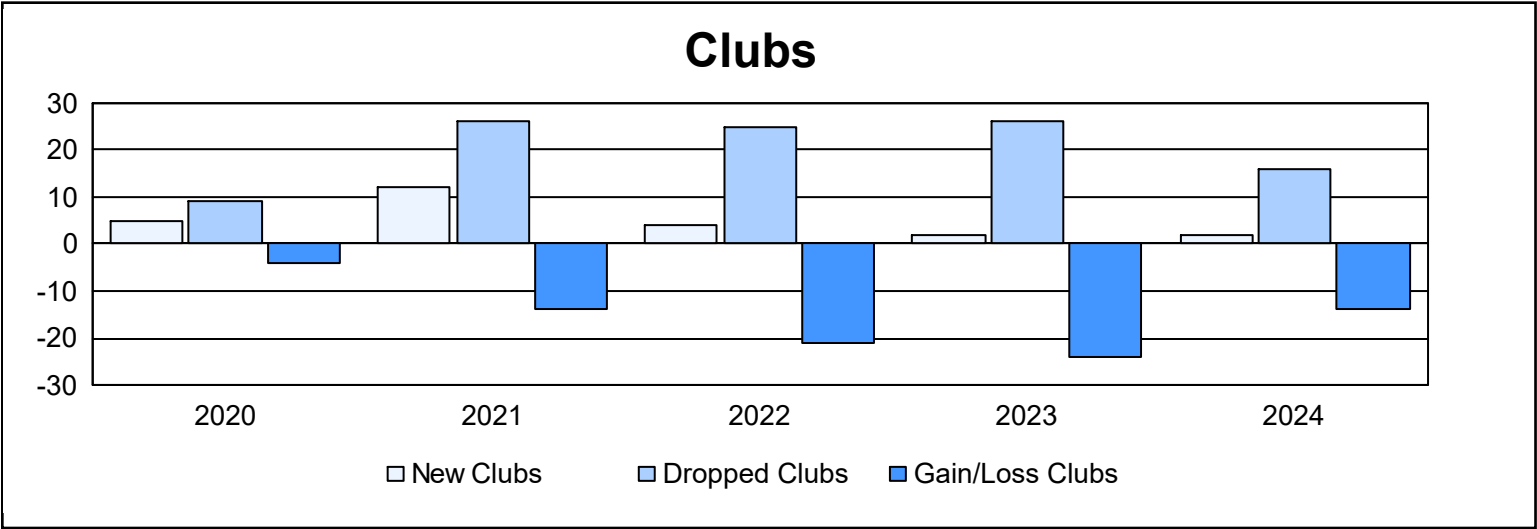
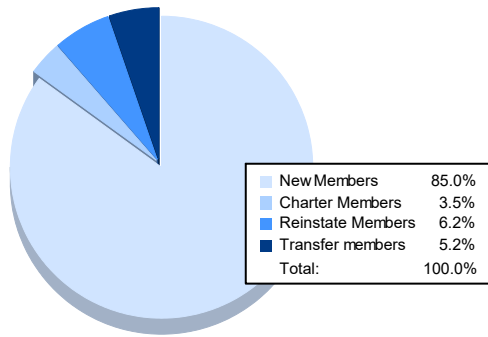


Year	New Clubs	Dropped Clubs	Gain/ Loss Clubs	New Members	Charter Members	Reinstate Members	Transfer Members	Total Member Added	Total Members Dropped	Gain/ Loss Members
2019-2020	5	9	-4	937	128	50	65	1,180	1,673	-493
2020-2021	12	26	-14	878	350	65	51	1,344	2,078	-734
2021-2022	4	25	-21	1,417	111	100	80	1,708	2,065	-357
2022-2023	2	26	-24	1,134	77	63	106	1,380	1,986	-606
2023-2024	2	16	-14	1,174	49	86	72	1,381	1,640	-259
Average	5	20	-15	1,108	143	73	75	1,399	1,888	-490



Membership Composition
June 2024 Cumulative



Gender Composition
June 2024 Cumulative

